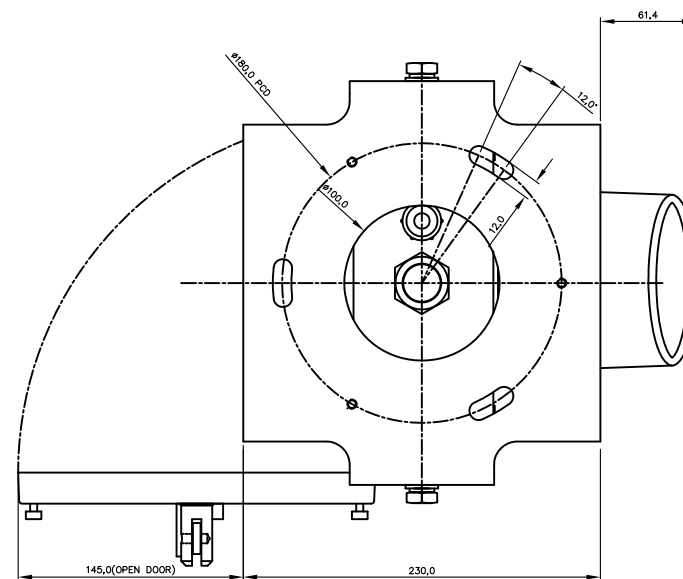
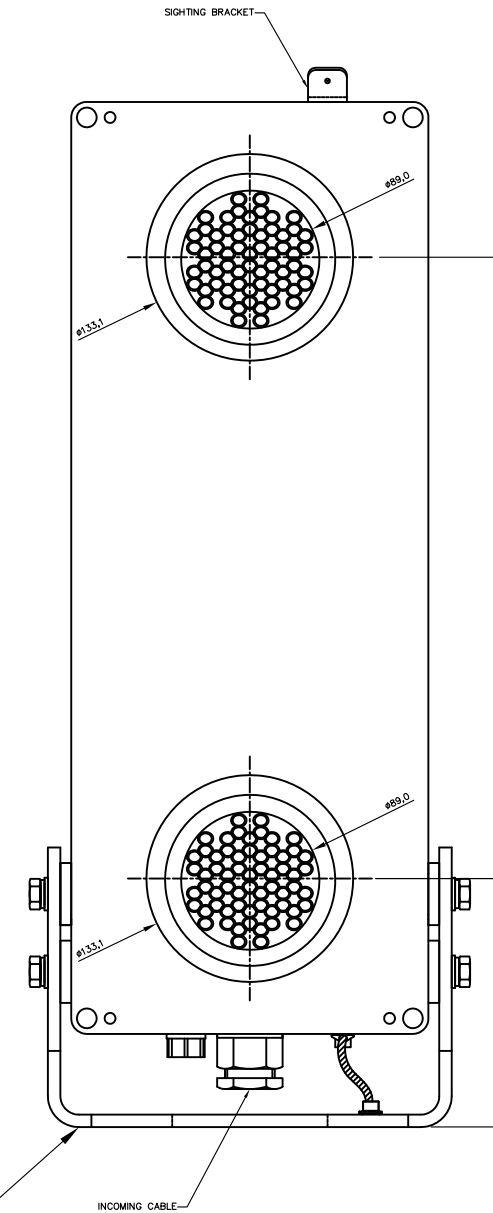
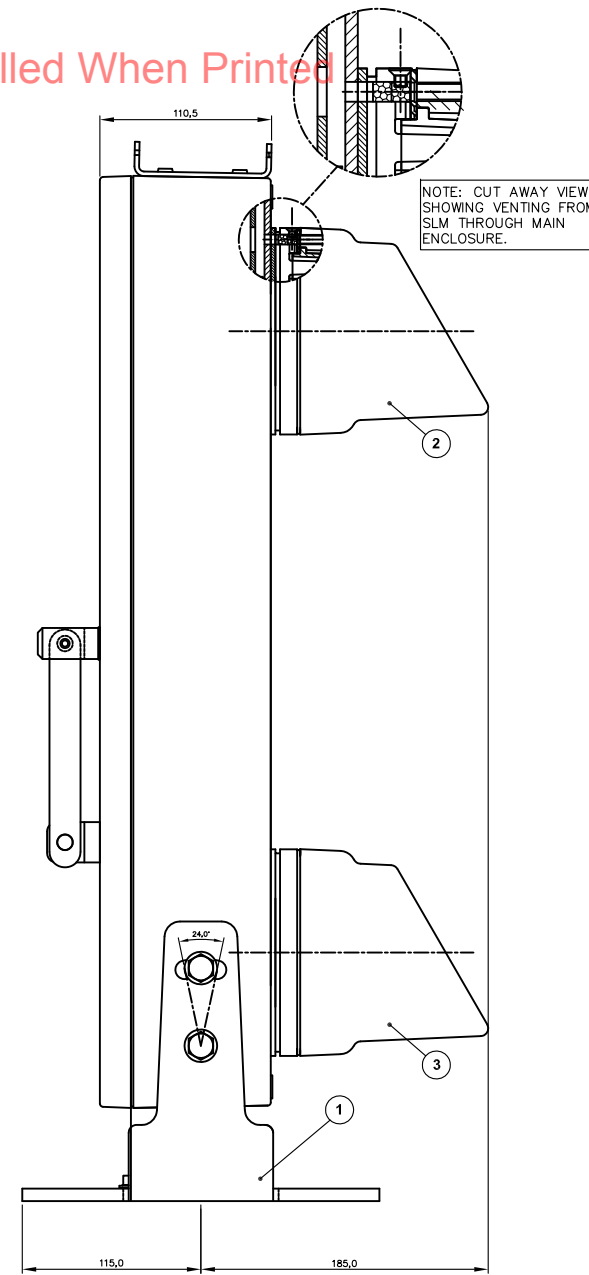
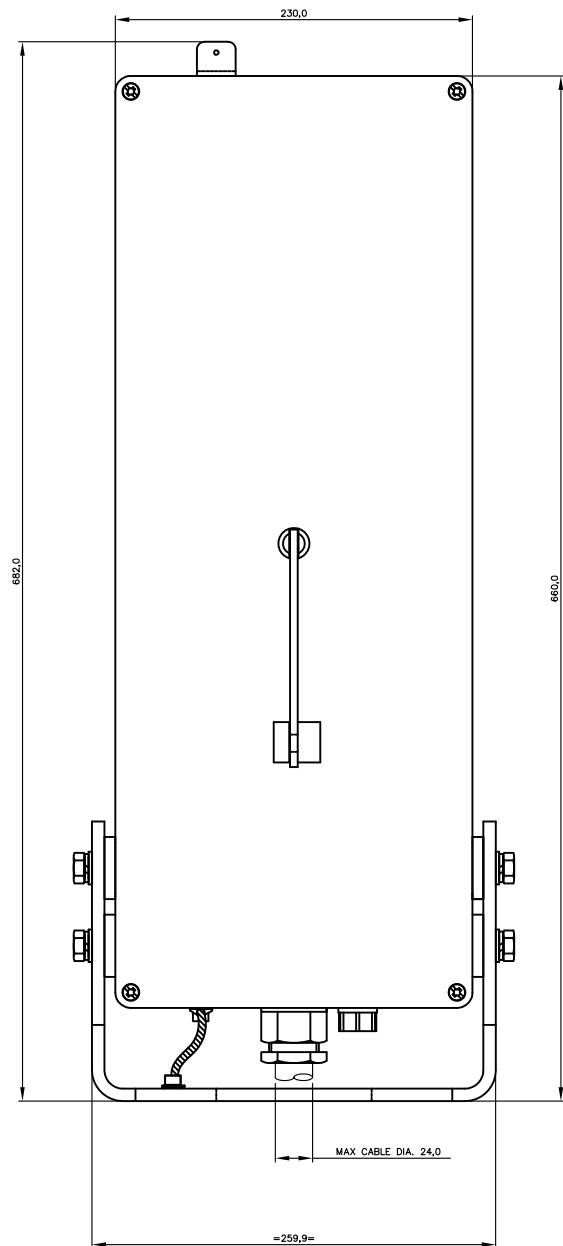
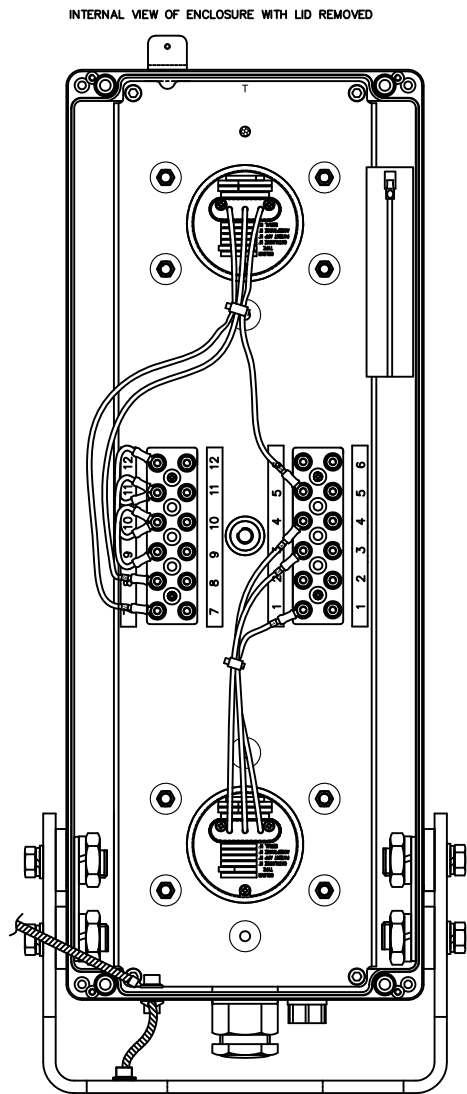


Uncontrolled When Printed



ITEM	QTY	DORMAN PART No.	DESCRIPTION
1	1	D86.85168	4 ASPECT ENCLOSURE & FRAME
2	1	M2TM2/R/Y/1/P/G	MODULE 2 ASPECT RED/YELLOW (PADS No. 086/009237)
3	1	M2TM2/G/Y/1/P/G	MODULE 2 ASPECT GREEN/YELLOW (PADS No. 086/009239)

NOTES: -

- ALL ALUMINIUM COMPONENTS PAINTED ALL OVER WITH: ONE COAT OF TRANSPED TWO PACK ETCH PRIMER 101 FOLLOWED BY : ONE COAT OF BLACK MICACEOUS IRON OXIDE. BR SPEC No. 70 ITEM 30. (FORWARD FACING PARTS) ONE COAT OF LIGHT GREY MICACEOUS IRON OXIDE. BR SPEC No. 70 ITEM 27A. (REAR FACING PARTS)
- WIRING DIAGRAM AND A DOCUMENT WALLET ATTACHED TO INTERNAL FACE OF THE BACK COVER.
- ALB.FASTENERS ~ STAINLESS STEEL.
- RK&B221 BRASS PADLOCK, PADS No.0086/029003 IS NOT SUPPLIED WITH THIS ASSEMBLY.

NOTE: SIGNALS ARE INTENDED TO BE MOUNTED IN INVERTED POSITION HANGING FROM ROOF OF TUNNEL VIA MOUNTING BRACKET

TOTAL ASSEMBLED SIGNAL MASS ~ 13Kg.

ALL DIMENSIONS IN mm UNLESS OTHERWISE STATED

SPACE ENVELOPE/MECHANICAL INTERFACE DRAWING

TITLE		THIRD ANGLE PROJ	
4 ASPECT (R/Y/G/Y) MINIATURE TUNNEL SIGNAL (INVERTED MODULES)		Document N°	
MATERIAL		DRAWN	C MCCANN
TOLERANCES		APPROVED	IW
X	+ / -	DATE	06/07/2011
X,0	+ / -	SCALE	NTS
X,00	+ / -	SHEET	1 OF 1 SHEETS
X,000	+ / -		
ANGULAR	+ / -		

ISS	DATE	INI	ALTERATIONS
4	07/03/14	MD	SEE ECN449_1
3	27/05/13	MD	SEE ECN125_0
2	24/04/13	IW	SEE DCC6546
1	04/12/12	MD	SEE DCC No.6306
0	06/07/11	CM	ORIGINAL

**DORMAN**

SOUTHPORT ENGLAND

THIS DOCUMENT AND THE INFORMATION THEREIN IS CONFIDENTIAL AND MAY NOT BE USED OR DISCLOSED WITHOUT WRITTEN AUTHORIZATION

DRAWING No PART No. 086/009232 ISSUE

DO NOT SCALE

DORMAN REF No. M2TSH/RYG/1P/R

CUSTOMER REF No.