

SLM CONNECTION DETAILS	
GREEN/YEL SLM	
YEL	TERMINAL 1 (HHGE)
GREEN	TERMINAL 3 (DGE)
COM	TERMINAL 4 (NX)
RED/YEL SLM	
YEL	TERMINAL 5 (HGE)
RED	TERMINAL 7 (RGE)
COM	TERMINAL 8 (NX)

NOTES: -

ALL ALUMINIUM COMPONENTS PAINTED ALL OVER WITH:
ONE COAT OF TRANSPEED TWO PACK ETCH PRIMER 101

FOLLOWED BY :

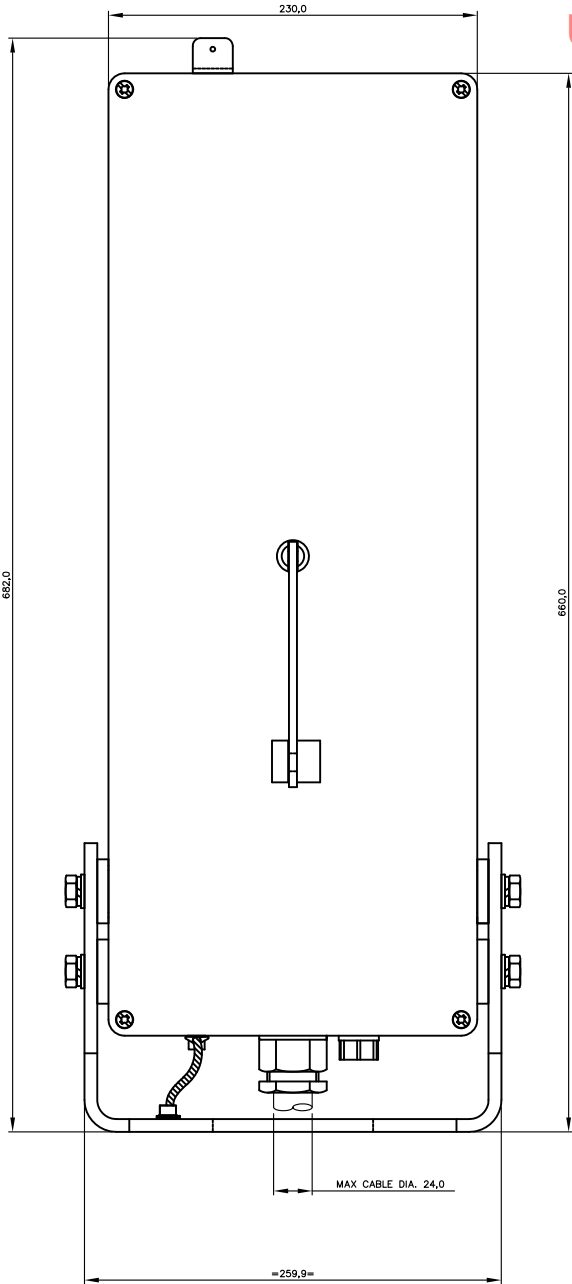
ONE COAT OF BLACK MICACEOUS IRON OXIDE.
BR SPEC No. 70 ITEM 30. (FORWARD FACING PARTS)

ONE COAT OF LIGHT GREY MICACEOUS IRON OXIDE.
BR SPEC No. 70 ITEM 27A. (REAR FACING PARTS)

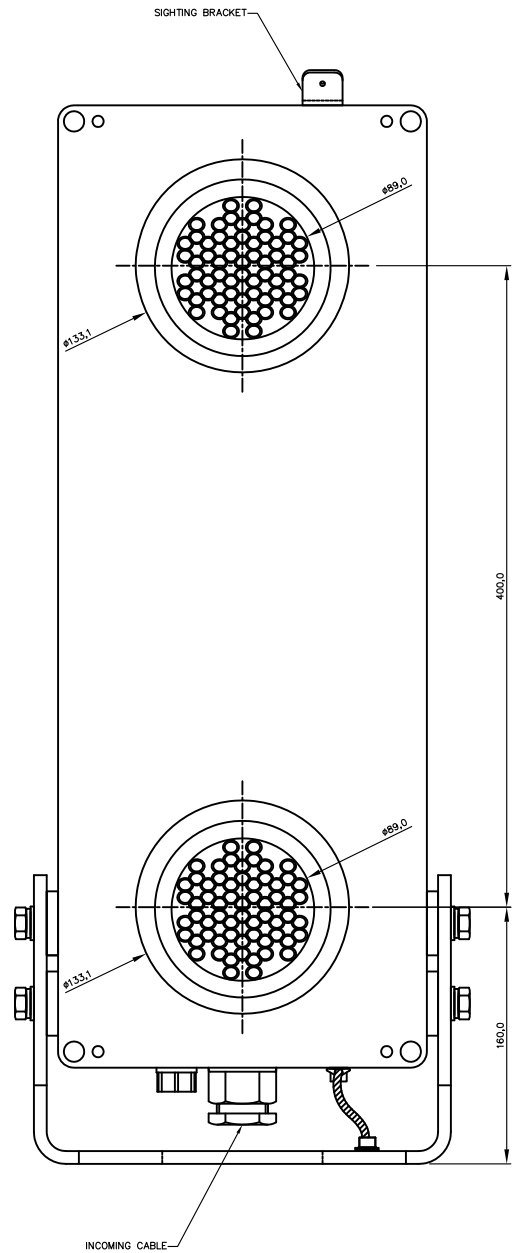
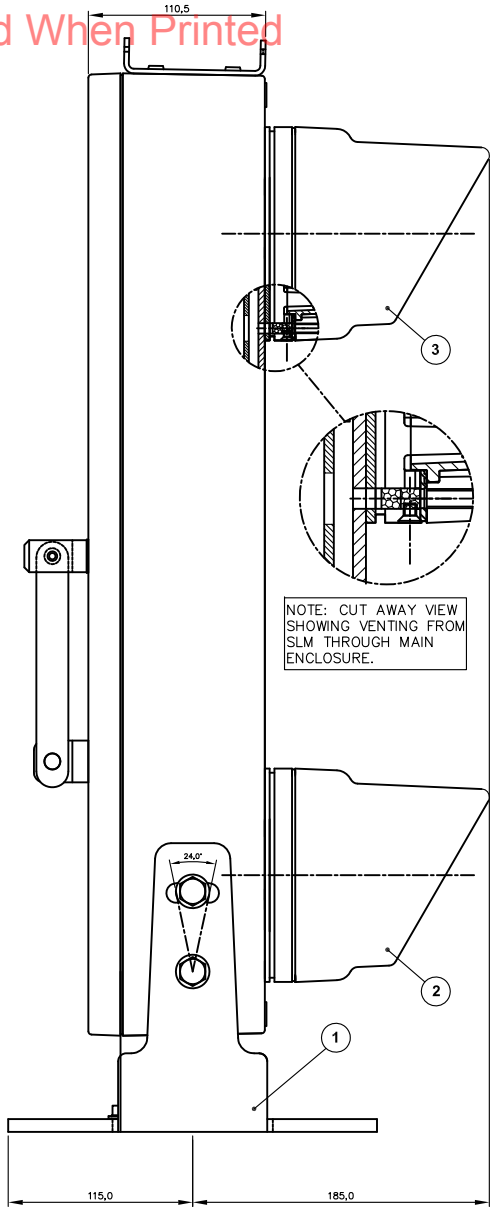
WIRING DIAGRAM AND A DOCUMENT WALLET ATTACHED TO INTERNAL
FACE OF THE BACK COVER.

ALB.FASTENERS ~ STAINLESS STEEL.

RK221 BRASS PADLOCK, PADS No.0086/029003 IS NOT SUPPLIED
WITH THIS ASSEMBLY.

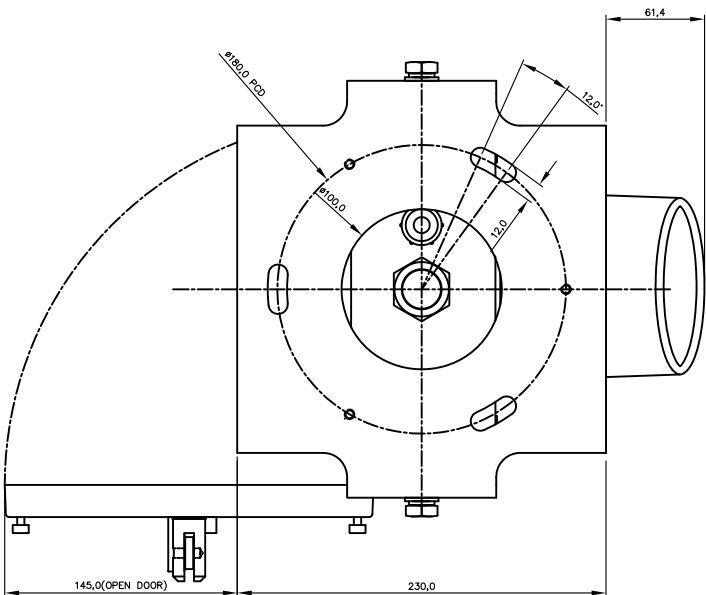


Uncontrolled When Printed



ITEM	QTY	DORMAN PART No.	DESCRIPTION
1	1	D86.85168	4 ASPECT ENCLOSURE & FRAME
2	1	M2TM2/R/Y/1/P/G	MODULE 2 ASPECT RED/YELLOW (PADS No. 086/009237)
3	1	M2TM2/G/Y/1/P/G	MODULE 2 ASPECT GREEN/YELLOW (PADS No. 086/009239)

TOTAL ASSEMBLED SIGNAL MASS ~ 13Kg.



ALL DIMENSIONS IN mm UNLESS OTHERWISE STATED

DORMAN REF No.
M2TSH/RYG/Y1P/E

CUSTOMER REF No.

SPACE ENVELOPE/MECHANICAL INTERFACE DRAWING

TITLE
4 ASPECT (R/Y/G/Y) MINIATURE TUNNEL SIGNAL (ELEVATED)

THIRD ANGLE PROJ
Document N°

MATERIAL

TOLERANCES

X
X,0
X,00
X,000
ANGULAR

+ / -
+ / -
+ / -
+ / -
+ / -

0,25
0,10
0,05
0,025
0,25°

DRAWN M DURHAM
APPROVED S.R.
DATE 18/12/13
SCALE NTS
SHEET 1 OF 1 SHEETS

DORMAN

SOUTHPORT ENGLAND

THIS DOCUMENT AND THE INFORMATION THEREIN
IS CONFIDENTIAL AND MAY NOT BE USED OR
DISCLOSED WITHOUT WRITTEN AUTHORIZATION

DRAWING No PART No.

086/009243

ISSUE

DO NOT SCALE

ORIGINAL DRAWING FRAME A1 DO NOT SCALE