



Wennington Road, Southport PR9 7TN. England
Tel: 01704 518000 Fax: 01704 518001
WEB SITE <http://www.unipartdorman.co.uk>
E MAIL address – dorman.info@unipartdorman.co.uk

Health and safety

Every effort has been made to ensure the accuracy of the information given in our publications, but in accordance with our policy of continually improving our products we reserve the right to modify designs and specifications whenever necessary. All equipment is designed to conform to relevant British and International standards. Every care is taken to ensure that, as far as reasonably practical, it will perform without risk to health. It is essential that accepted codes of professional practice are followed in the assembly, installation and commissioning of the equipment. If in doubt with respect to any of these instructions, please consult Dorman before installing the device.

Dorman reserves the right to vary any component part to meet the required specifications without prior notice.



Certificate No. FM 14371

Dorman ref. No C64.65137 Iss 0

Possession Limit Board Australia / Etihad Instructions

To be read before commencing
Operation




Possession Limit Board Installation Guide




1
Position unit onto track.




2
Twist cam to lock.



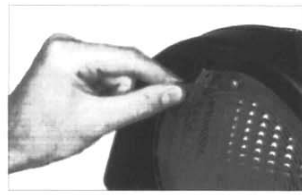
Unit installed.



4
Install padlock if required.



5
Pull release catch to remove.




Use key to switch on/off.




Unscrew bolt using key.



8
Withdraw bolt.



9
Use bolt to withdraw battery box.



Withdraw battery box.



Remove plug.



Open box to change batteries

Specification

- Light source - high intensity steady LED's - both sides.
- Voltage - 6v : Current - 74mA
- Diamond grade retro-reflective stop sign – both sides and Recessed to protect the surface of the stop sign
- Low battery warning indicator - separate LED behind lens goes steady when batteries need changing.
- Supplied with tough polycarbonate integral rail clamp for easy and quick installation.
- All stainless steel metal fixings.
- Dorman Part No – **PLB6NARR/01/001**
- Replacement battery box - **DBB6V**
- Replacement Air Alkaline batteries - **B13.12170**

Disposal Instructions - In accordance with local and national regulations.