



Wennington Road, Southport PR9 7TN. England
Tel: 01704 518000 Fax: 01704 518001
WEB SITE <http://www.unipartdorman.co.uk>
E MAIL address – dorman.info@unipartdorman.co.uk

Health and safety

Every effort has been made to ensure the accuracy of the information given in our publications, but in accordance with our policy of continually improving our products we reserve the right to modify designs and specifications whenever necessary. All equipment is designed to conform to relevant British and International standards. Every care is taken to ensure that, as far as reasonably practical, it will perform without risk to health. It is essential that accepted codes of professional practice are followed in the assembly, installation and commissioning of the equipment. If in doubt with respect to any of these instructions, please consult Dorman before installing the device. Dorman reserves the right to vary any component part to meet the required specifications without prior notice.



Certificate No. FM 14371

Dorman ref. No C64.63377 Iss 5


COLOUR LIGHT SIGNAL SPHERICAL FRONT LENS REPLACEMENT KIT

Operating Instructions

To be read before commencing
Operation



Operating instructions



Screws


Remove the 6 screws that secure the Lens clamp ring to the front casting face. Remove the Lens Clamp ring and Spherical Front Lens.

Lens clamp ring

Spherical front lens




Locate the 6 clamp ring spacers into the drilled holes in the Spherical Front lens with seals pre assembled. Line up the 6 lens holes with the 6 holes in the casting face. Position the front lens clamp ring lining up all 6 holes and position the 6 screws.



If there is a Front Lens Seal adhered to the casting face remove the seal and clean. Care must be taken so as to avoid any pieces of seal entering the signal body

Front lens seal



Torque set the 6 screws to 1.2Nm. in the order indicated in the diagram opposite.

Replacement Parts Kit: D86.85052

<u>Description</u>	<u>Dorman Pt No</u>	<u>Quantity</u>
Lens clamp ring	B86.85010M001	1
Spherical front lens	B86.85008M001	1
Front lens seal	B09.08196 (Pre Assembled to lens)	2
Fixing screws	B18.17097	6
Lens clamp ring spacer	B21.20089	6